

Uio-66- Quercetin As a drug delivery platform for Quercetin

Pourya Zarshenas

*Department of Inorganic Chemistry, Faculty of Chemistry & Petroleum Sciences
ShahidBeheshti University (SBU), Tehran, Iran*

Abstract

The drug delivery application of Zeolites as a drug carrying platforms have been investigated due to their unique structures which can encapsulated different ions and molecules. In present study, UIO-66 was successfully prepared by applied for delivery of Quercetin. Using variety of analytical methods containing FTIR, FESEM, and EDS the synthesized nanostructure was characterized. Based on the in vitro cytotoxicity results, Uio-66-Quercetin was able to increase cytotoxicity compared to that of Quercetin on A549 cancerous cells indicating the remarkable role of this drug delivery system.

Keywords: Uio-66, drug delivery, Quercetin, Cytotoxicity, MOF

Date of Submission: 14-06-2022

Date of Acceptance: 29-06-2022

1. Introduction

Heavy metal pollution is a global environmental problem, especially in the developing countries, which is caused by increasing industrial and agricultural activities as well as the improper release of metal ions from wastewater and domestic effluents (Boix et al., 2020, Li et al., 2018). These toxic metal ions including Cd (II), As (III and V), Cr (III and VI), Cu (II), Pb (II), and Hg (II) are bioaccumulated readily in humans and animals and believed to be serious threats to the ecological environment and human health (Ma et al., 2019, Zhao et al., 2019). For this purpose, it is much important to effectively remove these toxic pollutants from domestic or industrial wastewater. Many common techniques such as coagulation (Ma et al., 2008), chemical precipitation (Calo et al., 2013), solvent extraction (Cole and Brown, 1959), ion exchange (Crist et al., 1996, Khan et al., 2014), membrane filtration (Fang et al., 2017), electrochemical treatment (Lu et al., 2019) and flotation (Huang et al., 1995) have been used to treat the sewage, while most of them are costly along with having complex operation processes, and these approaches may cause secondary pollution, thus limiting their application (Cai et al., 2017, Ge and Li, 2018). In recent years, adsorption strategies provide a powerful method and have been widely used for the construction of simple and inexpensive platforms to realize high-efficiency removal of heavy metal ions from wastewaters (Sharma and Kumar, 2018, Zhang et al., 2020a, Zhang et al., 2020b, Zhao et al., 2019). In this interesting approach, depending on the strength of the interaction during the adsorption process, it allows an efficient transfer of analytes to the sorbent material. The sorbent is dispersed into the sample solution by magnetic stirring, eddy current or ultrasonic wave, thus increasing the contact area of analyte-sorbent. Therefore, it has become a trend to search for novel materials that can be used not only for adsorption but also for green analysis.

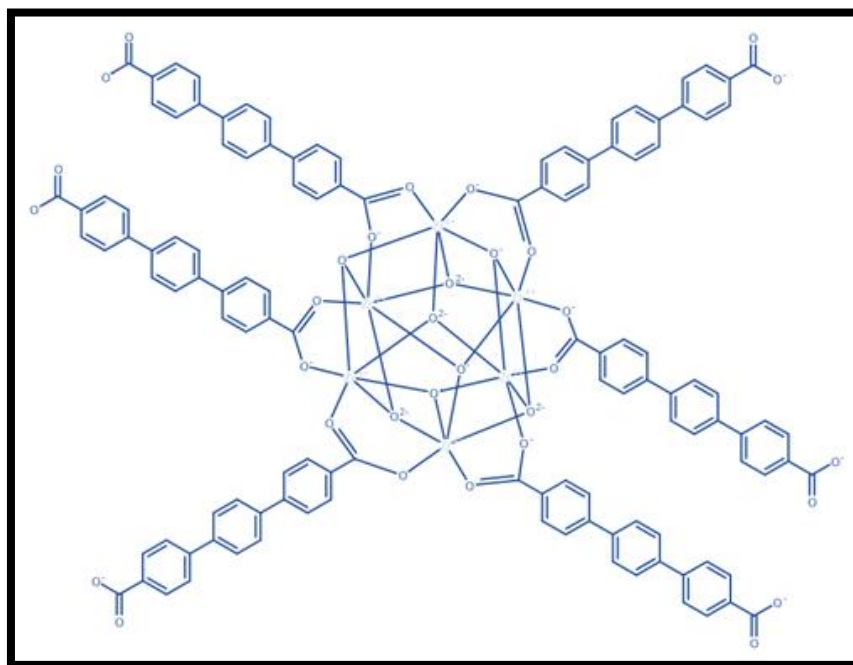


Fig1. UiO-66 Structure

In recent decades, metal-organic frameworks (MOFs) as novel organic-inorganic hybrid materials have been an increasing utilization in analytical chemistry. These novel substances are composed of metal ions (clusters or secondary building units (SBUs)) and organic ligands (linkers) through coordination bonds, have attracted wide attention because of their extraordinary properties (high ordered porosity, large surface area, uniform structural cavities, and thermal/chemical stability) (Kumar et al., 2017). Moreover, these properties have emerged in the research of ZIF, MOF, MIL, HKUST, PCN, and UiO, each of which fits the definition of prototype MOFs, implying that various metal and organic ligands can be combined satisfactorily (Winarta et al., 2020). Due to these fascinating properties, the adsorption of target molecules on the surface of MOFs can be effectively promoted. However, most MOFs have relatively lower hydrothermal and chemical stability, and their structures are easy to collapse under high temperatures, high pressure, or acid/alkaline environment. Besides, the structural stability of MOFs decreases as the length of the organic ligand increases, which inhibits the applications of MOFs. Fortunately, the three-dimensional porous nanocomposites constructed from Zr⁴⁺ and carboxylic acids of UiO-MOFs (featuring UiO-66, UiO-67, UiO-68, and UiO-69) have a relatively uniform, large pore size, specific surface area, strong stability as well as active Zr–O clusters, which has been widely studied and used in post-modification and application.

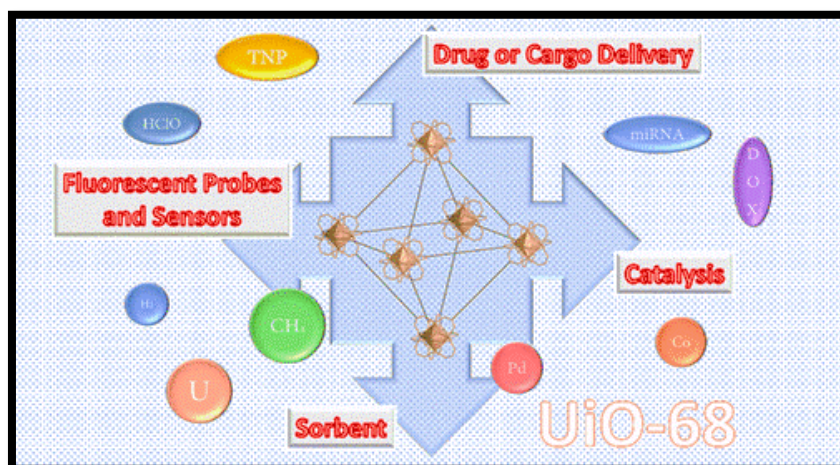


Fig2. UiO-68 and its applications

Furthermore, UiO-MOFs have many attractive active binding sites in the organic ligands compared with other MOFs. According to the hard-soft-acid-base (HSAB) theory, some metal ions can be preferred to specific functional ligands (amino, hydroxyl, sulfhydryl, phosphorous, etc.) by ion exchange, electrostatic interaction, or chelation. The specific functional ligands are Lewis bases and have a lone pair of electrons, which can be formed coordination bonds with heavy metal ions (Lewis acids). Therefore, the post-modification of UiO-MOF with specific functional groups to increase the active site for the adsorption of heavy metal ions is a hot topic as one of the promising adsorbents, which is considered as a reliable and advanced solid sorbent in the field of environment.

Cancer as the most prevalent diseases worldwide is one of the main public health concerns. In spite of intensive efforts for treatment of cancer, the necessity of developing effective agents isn't ignorable [1]. Designing an ideal drug delivery system for targeting cancer cell is considered as a hot topic in life science research. MOFs with crucial features including high drug loading capacity, high surface area, as well as tunable pore size is used for drug delivery intensively[2]. MOFs plays an important role as an carriers in drug delivery because they are non-toxic as well as the uptake of drugs and getting across the cell membrane has been facilitated via controlling the size of MOFs[3].

Quercetin is anticancer drugs which is able to induces cytotoxic and increase DNA damage[4]. Although, Quercetin frequently applied, developed drug resistance and severe side effects affected its clinical application [5]. Encapsulate of Quercetin using various DDS could be an effective idea[6]. In present work, the drug loading capacity of i for Quercetin as an anticancer drug was evaluated. Upon exposure by UiO-67-Quercetin the in vitro cytotoxicity against cancer cells were assessed.

Finally but contrary to the original goal of this project, which was to use a muf, because of the simpler and faster synthesis, we carried out this project with a MOF.

The purpose of this review was to focus on the potential of UiO series MOFs as the emerging MOFs material for the effective adsorption and separation of heavy metal ions from environmental samples. UiO-MOFs or functionalized UiO-MOFs composites have been widely applied as an efficient and selective adsorbent due to its structural diversity, excellent water stability, good biocompatibility, and other excellent properties (Mukhopadhyay et al., 2019, Yu et al., 2019, Zhao et al., 2019). Moreover, a comprehensive study about UiO-MOFs and their composites including the synthetic methods and the applications in the removal of heavy metal ions were presented in detail. Finally, the adsorption characteristics and mechanism of UiO-MOFs as solid sorbents for heavy metal ions were discussed, including adsorption isotherms equation, adsorption thermodynamics, and kinetics. Scheme 1 was a schematic illustration of the synthesis, characteristics, and application of UiO-MOFs in the environment.

Synthetic methods of UiO-MOFs

The premise for the synthesis of MOFs is experimental property research and practical application. UiO-MOFs are three-dimensional porous materials and constructed by Zr^{4+} and dicarboxylic acid ligands. Although the ligands of UiO-MOFs have different lengths, UiO-64, UiO-66, UiO-67, UiO-68, UiO-69, and various derivatives have the same reticular structure, the change of the ligand does not affect the thermal stability of UiO-MOFs. Zr(IV)-based MOFs is formed a similar cubic close-packed (CCP) structure with enlarged versions (Cavka et al., 2008, Nguyen et al., 2014), including $(Zr_6O_4(OH)_4(BDC)_6)$ for UiO-66; $Zr_6O_4(OH)_4(BPDC)_6$ for UiO-67; $Zr_6O_4(OH)_4(TPDC)_6$ for UiO-68, and $Zr_6O_4(OH)_4(2,6-NDC)_6$ for UiO-69 (Xu et al., 2019, Kutzscher et al., 2016). As can be seen, $Zr_6O_4(OH)_4$ (as SBU) are coordinated with twelve bridge ligands separately to form a three-dimensional structure, which is consists of one octahedral center hole cage and eight tetrahedral corner cages. The theoretical values of pore volumes of UiO-MOFs (UiO-66, UiO-67, UiO-68) are 0.45, 1.05, and $1.82 \text{ cm}^3\text{g}^{-1}$, and the theoretical values of specific surface area are 1087, 3000, and $4170 \text{ m}^2\text{g}^{-1}$ (Cavka et al., 2008), respectively. Therefore, due to the strong binding ability of Zr-O bond, the synthesis of UiO-MOFs is gradually concentrated on functionalization or changes in ligand length in order to control the physical/chemical properties, pore size, and morphology of UiO-MOFs. UiO-MOFs and functional UiO-MOFs composites are synthesized based on the node and connector approach and can maintain their topology structures and crystallinity when the organic ligands or the inorganic SBUs are enlarged, replaced, or functionalized. This may depend on the interaction forces such as coordination bond, hydrogen bond, $\pi-\pi$ interaction, metal bond, and so on. The original pore characteristics of UiO-MOFs are determined by the properties of metal ions and linkers (Qiu and Zhu, 2009). The main structural characterizations can be influenced by the solvent, pH, reaction temperature, and so on. So far, some different synthesis strategies have been reported for UiO-MOFs such as solvent-thermal, microwave, volatilization, diffusion, template synthesis, ultrasonic, and mechanical stirring.

2. Results and discussion

Characterization

The chemical structure of the UiO-68 was characterized with different analytical methods such as XRD, SEM & TEM.

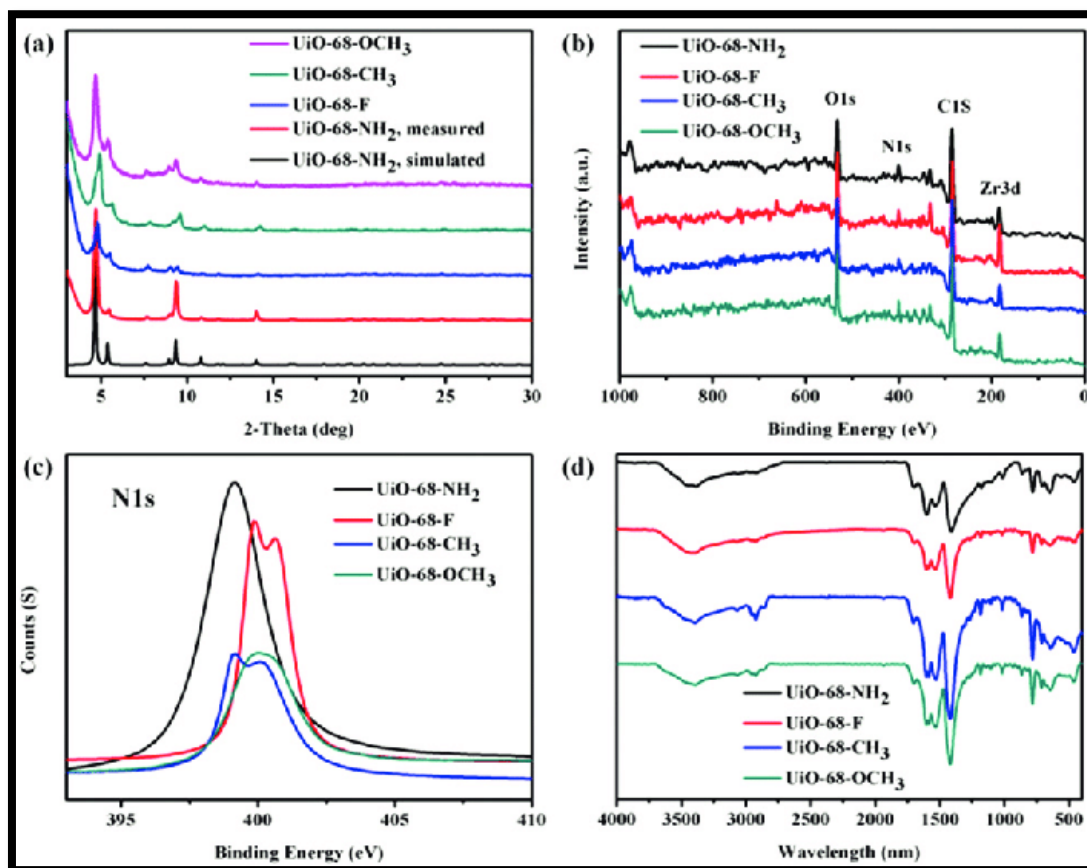


Fig4. (a) PXRD patterns of simulated and measured UiO-68-NH₂, UiO-68-F, UiO-68-CH₃ and UiO-68-OCH₃. (b) XPS, (c) XPS of N 1s and (d) IR spectra of UiO-68-NH₂, UiO-68-F, UiO-68-CH₃ and UiO-68-OCH₃ [36]




Fig5. TEM of UiO-68

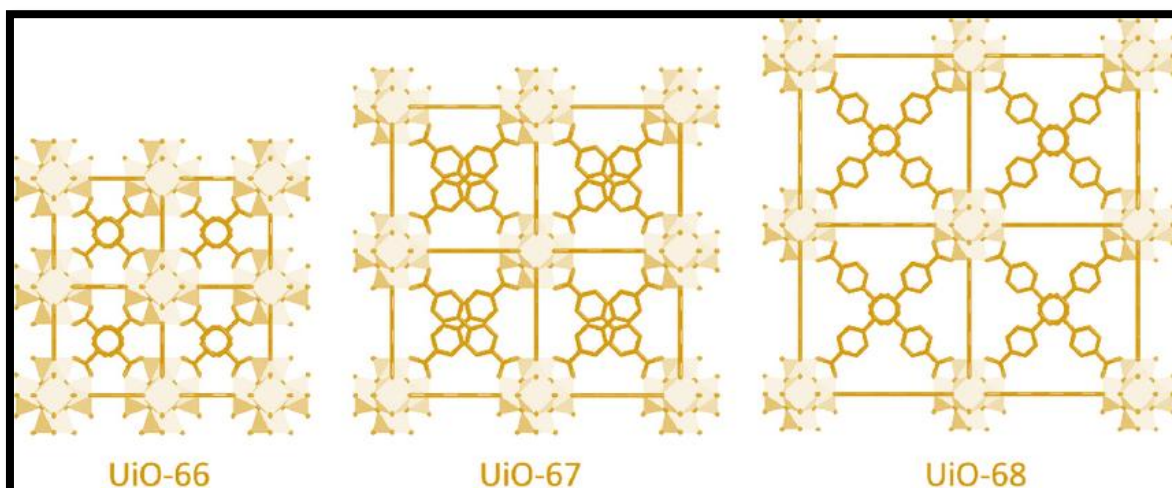


Fig6. Structures of UiO-66, 67, and 68[37]

3. Conclusions and perspective

Owing to the serious threats to humans and ecosystems, continuous monitoring, effective removal and accurate determination of organic and inorganic pollutants are necessary and unavoidable. In the last few years, increasing attention has been paid to the research of using MOFs as an adsorption or sensor method to remove toxic metal ions due to the excellent properties of these coordination polymers. Original MOFs as well as hybrid and functionalized MOFs (forming composites with other materials) have been successfully utilized as sorbents in many environmental analytical applications. The UiO series of MOFs composites represented by UiO-66 have revealed outstanding potential as sorbents in comparison with traditional porous materials, which were owing to their mechanical and thermal stability, specific cavity structure, ultra-low density, simple synthetic tunability, and known highest surface area.

In this review, we have attempted to report some updated and essential studies focusing on the synthesis and applications of UiO-MOFs and their composites as advanced and efficient sorbents for the removal of heavy metal ions. Moreover, adsorption characteristics and mechanism of UiO-MOFs were summarized, it showed that most of the Langmuir isotherms, Freundlich isotherm, and pseudo-second-order model were found to be fitting well to experimental data. Thermodynamic studies also revealed the adsorption process of metal ions is predominantly spontaneous. However, great challenges including green syntheses methods, industrial adsorption applications, the specific functionality of MOFs, and fabrication/regeneration costs still need to be addressed. Although UiO-MOFs and its composites have been widely studied in recent years, and have achieved good adsorption effect, the future applications of MOFs as sorbents in separation science need a lot of research in terms of synthesis of new MOFs with higher chemical stability, good selectivity, super adsorption features, and better reusability as well. Therefore, there is no doubt that MOFs will be prepared in a simple, easy, green, and low-cost way.

In the coming years, the adsorption and removal of highly toxic organic metals by these selective sorbents have great potential for further sustainable development. Furthermore, the transforming research from laboratory scale to pilot and industrial scale, such as economic constraints, widespread regeneration of sorbents and excessive utilization of chemicals must be solved. The challenges and orientations present the continual expansion interest and the bright future of MOF chemistry.

Conclusion

In this study, UiO-66 as a drug carrier was used for delivery of Quercetin. The obtained nanostructure poses spherical morphology with an average diameter of 20 nm. The high loading capacity (86%) and sustained drug release behavior was observed. Moreover, upon exposure by UiO-66-Quercetin, higher growth inhibition than those for UiO-66 and Quercetin drug against A549 cells was determined. Collectively, UiO-66-Quercetin may be a promising anticancer drug delivery system in the future.

Outlook for MOFs

The numerous advantages of MOFs, foremost their high surface area and modular composition, place them at a multidisciplinary crossroads. For good reason, MOFs are one of the most active research fields today, with aspects of their fundamental and applied properties permeating into disciplines as varied as electronics, chemical engineering, and optics. Whereas this Outlook does not attempt to delineate the developments and potential in all these areas, we have introduced some of the exciting prospects related to continued synthetic advances in the field. We further elaborated on three applied areas where MOFs are primed to excel: in challenging gas separations, as porous electrical conductors, and in heterogeneous catalysis. These examples are not exhaustive, but present subtleties that are applicable and relevant to many other applications of MOFs. The challenges and opportunities in these select applications, which span both the traditional and the modern aspects of the field, are illustrative of the continually expanding interest and bright future for MOF chemistry.

References

- [1]. Tan, Chunxia, et al. "Controlled exchange of achiral linkers with chiral linkers in Zr-based UiO-68 metal-organic framework." *Journal of the American Chemical Society* 140.47 (2018): 16229-16236.
- [2]. Kutzscher, Christel, et al. "Proline functionalized UiO-67 and UiO-68 type metal-organic frameworks showing reversed diastereoselectivity in aldol addition reactions." *Chemistry of Materials* 28.8 (2016): 2573-2580.
- [3]. Li, Yan-An, et al. "UiO-68-ol NMOF-based fluorescent sensor for selective detection of HClO and its application in bioimaging." *Inorganic Chemistry* 56.21 (2017): 13241-13248.
- [4]. Hu, Yu-Hong, et al. "TiO₂@ UiO-68-CIL: A metal-organic-framework-based bifunctional composite catalyst for a one-pot sequential asymmetric Morita-Baylis-Hillman reaction." *Inorganic Chemistry* 58.8 (2018): 4722-4730.
- [5]. Guo, Fan, et al. "Pt nanoparticles embedded in flowerlike NH₂-UiO-68 for enhanced photocatalytic carbon dioxide reduction." *Journal of Materials Chemistry A* 7.46 (2019): 26490-26495.
- [6]. O. Zarei, F. Azimian, M. Hamzeh-Mivehroud, J. ShahbaziMojarrad, S. Hemmati, S. Dastmalchi. *Medicinal Chemistry Research* 2020, 29, 1438-1448.
- [7]. S. Rojas, T. Devic, P. Horcajada. *Journal of Materials Chemistry B* 2017, 5, 2560-2573.
- [8]. B.-H. Song, X. Ding, Z.-F. Zhang, G.-F. An. *Journal of the Iranian Chemical Society* 2019, 16, 333-340.
- [9]. E. Tawfik, M. Ahamed, A. Almalik, M. Alfaqeh, A. Alshamsan. *Saudi Pharmaceutical Journal* 2017, 25, 206-213.
- [10]. N.M. Mhaidat, M. Bouklihacene, R.F. Thorne. *Oncology letters* 2014, 8, 699-704.
- [11]. W. Cai, J. Wang, C. Chu, W. Chen, C. Wu, G. Liu. *Advanced Science* 2019, 6, 1801526.
- [12]. Song, Y., Chen, Y., Xu, M., Wei, W., Zhang, Y., Yang, G., Ran, R., Wei, Z., & Zongping, S. (2020). "A Cobalt-Free Multi-Phase Nanocomposite as Near-Ideal Cathode of Intermediate-Temperature Solid Oxide Fuel Cells Developed by Smart Self-Assembly." *Advanced Materials*, 32(8), 1906979. <https://doi.org/10.1002/adma.201906979>
- [13]. Rane, A. V., Kanny, K., Abitha, V.K., & Thomas, S. (2018). "Methods for synthesis of nanoparticles and fabrication of nanocomposites. In S. M. Bhagyaraj, O. S. Oluwafemi & S. Thomas (Eds.), "Synthesis of inorganic nanomaterials (pp. 121-139). Woodhead Publishing. <https://doi.org/10.1016/B978-0-08-101975-7.00005-1>
- [14]. Lopez, N., Janssens, T.V.W., Clausen, B.S., Xu, Y., Mavrikakis, M., Bligaard, T., & Nørskov, J.K. (2004). "On the origin of the catalytic activity of gold nanoparticles for low-temperature CO oxidation". *Journal of Catalysis*, 223(1), 232-235. [10.1016/j.jcat.2004.01.001](https://doi.org/10.1016/j.jcat.2004.01.001)
- [15]. Hubbe, Martin A., et al. "Cellulosic nanocomposites: a review." *BioResources* 3.3 (2008): 929-980.
- [16]. Kormmann, Xavier, Henrik Lindberg, and Lars A. Berglund. "Synthesis of epoxy-clay nanocomposites: influence of the nature of the clay on structure." *Polymer* 42.4 (2001): 1303-1310.
- [17]. Fornes, T. D., and D. R. Paul. "Modeling properties of nylon 6/clay nanocomposites using composite theories." *polymer* 44.17 (2003): 4993-5013.
- [18]. Wagner, H. D., et al. "Stress-induced fragmentation of multiwall carbon nanotubes in a polymer matrix." *Applied physics letters* 72.2 (1998): 188-190.
- [19]. Gu, Dongdong, et al. "Selective laser melting of TiC/Ti bulk nanocomposites: Influence of nanoscale reinforcement." *Scripta Materialia* 67.2 (2012): 185-188.
- [20]. Fecheté, Ioana, Ye Wang, and Jacques C. Védrine. "The past, present and future of heterogeneous catalysis." *Catalysis Today* 189.1 (2012): 2-27.
- [21]. Dąbrowski, A. "Adsorption—from theory to practice." *Advances in colloid and interface science* 93.1-3 (2001): 135-224.
- [22]. Shahabuddin, M., et al. "A review on the production of renewable aviation fuels from the gasification of biomass and residual wastes." *Bioresource Technology* 312 (2020): 123596.
- [23]. Khan, Faisal I., and Alok Kr Ghoshal. "Removal of volatile organic compounds from polluted air." *Journal of loss prevention in the process industries* 13.6 (2000): 527-545.
- [24]. Rathje, William L., and Cullen Murphy. *Rubbish!: the archaeology of garbage*. University of Arizona Press, 2001.
- [25]. Gorse, Christopher, David Johnston, and Martin Pritchard. *A dictionary of construction, surveying, and civil Engineering*. Oxford University Press, 2012.
- [26]. Malamis, S., and E. Katsou. "A review on zinc and nickel adsorption on natural and modified zeolite, bentonite and vermiculite: examination of process parameters, kinetics and isotherms." *Journal of hazardous materials* 252 (2013): 428-461.
- [27]. VenkataSwaroopaDattaDevulapalli, Ryan P. McDonnell, Jonathan P. Ruffley, Priyanka B. Shukla, Tian-Yi Luo, Mattheus L. De Souza, Prasenjit Das, Nathaniel L. Rosi, J. Karl Johnson, Eric Borguet. Identifying UiO-67 Metal-Organic Framework Defects and Binding Sites through Ammonia Adsorption. *ChemSusChem* 2022, 15 (1) <https://doi.org/10.1002/cssc.202102217>
- [28]. Amir Hossein Vahabi, Fataneh Norouzi, Esmaeil Sheibani, Mehdi Rahimi-Nasrabadi. Functionalized Zr-UiO-67 metal-organic frameworks: Structural landscape and application. *Coordination Chemistry Reviews* 2021, 445, 214050. <https://doi.org/10.1016/j.ccr.2021.214050>

- [29]. Mustafa Kõmurcu, Andrea Lazzarini, Gurpreet Kaur, Elisa Borfecchia, SigurdØien-Ødegaard, Diego Gianolio, Silvia Bordiga, Karl PetterLillerud, UnniOlsbye. Co-catalyst free ethene dimerization over Zr-based metal-organic framework (UiO-67) functionalized with Ni and bipyridine. *Catalysis Today* 2021, 369 , 193-202. <https://doi.org/10.1016/j.cattod.2020.03.038>
- [30]. GuihaoZhong, Dingxin Liu, Jianyong Zhang. Incorporation of Functional Groups Expands the Applications of UiO-67 for Adsorption, Catalysis and Thiols Detection. *ChemistrySelect* 2018, 3 (25) , 7066-7080. <https://doi.org/10.1002/slct.201800840>
- [31]. Yuan, Shuai, et al. "Stable metal–organic frameworks: design, synthesis, and applications." *Advanced Materials* 30.37 (2018): 1704303.
- [32]. Chen, Liyu, et al. "One-step encapsulation of Pd nanoparticles in MOFs via a temperature control program." *Journal of Materials Chemistry A* 3.29 (2015): 15259-15264.
- [33]. Qiu, Lu, et al. "Fluorinated phenylpyridine iridium (III) complex based on metal–organic framework as highly efficient heterogeneous photocatalysts for cross-dehydrogenative coupling reactions." *Journal of Materials Science* 55.22 (2020): 9364-9373.
- [34]. Hong, Yuechao, et al. "Transition metal oxodiperoxo complex modified metal-organic frameworks as catalysts for the selective oxidation of cyclohexane." *Materials* 13.4 (2020): 829.
- [35]. Chen, Rui, et al. "Ruthenium (II) complex incorporated UiO-67 metal–organic framework nanoparticles for enhanced two-photon fluorescence imaging and photodynamic cancer therapy." *ACS Applied Materials & Interfaces* 9.7 (2017): 5699-5708.
- [36]. Wei, Yuan-Ping, et al. "Different functional group modified zirconium frameworks for the photocatalytic reduction of carbon dioxide." *Dalton Transactions* 48.23 (2019): 8221-8226.
- [37]. Yuan, Shuai, et al. "Stable metal–organic frameworks: design, synthesis, and applications." *Advanced Materials* 30.37 (2018): 1704303.